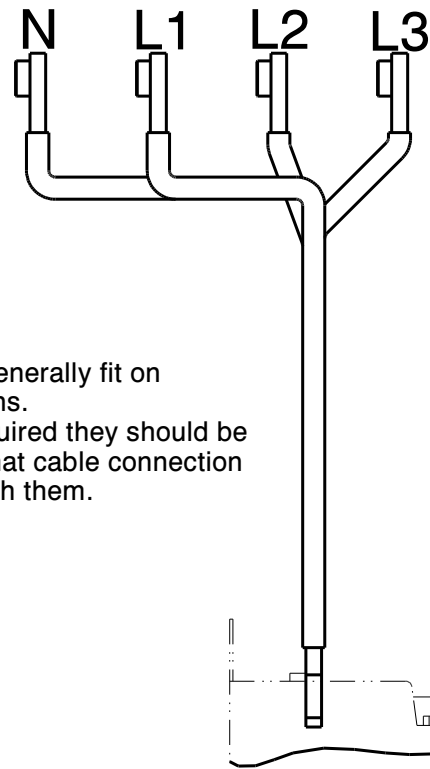



YB1 CONNECTIONS TO HORIZONTAL BUSBAR

FITTING INSTRUCTIONS

SHEET 1 OF 1



CTs will not generally fit on the connections.
If CTs are required they should be mounted so that cable connection passes through them.

Copper sizes

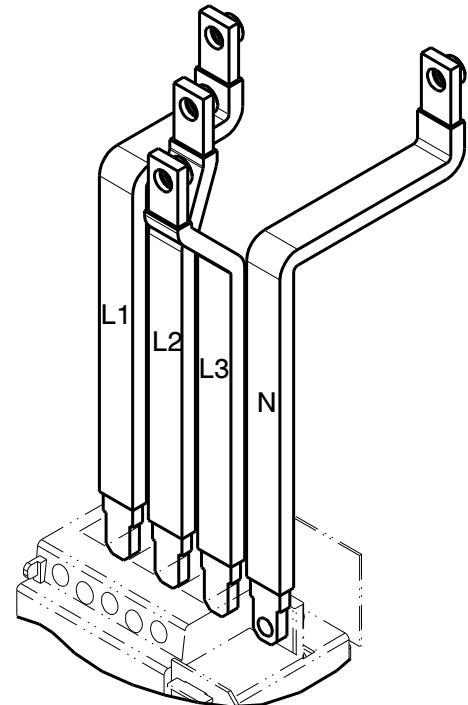
1 lamination of 15 x 5 sleeved for phases & neutral

Notes:

Connections work with triple pole or 4 pole MCCBs and either above or below the horizontal busbars. The busbar end is inserted for M6 bolts for ease of assembly. All required fasteners are supplied with the connections kit. Use the supplied phase label markers to mark the connections after fitting.

Interphase barriers supplied with the MCCB must always be fitted to the top of the MCCB. Before refitting shrouds and front covers check the tightness of all connections.

Installation and operation must be in accordance with published data, instructions and diagrams and any relevant national and local regulations



RECOMMENDED TORQUE FIGURES (unless otherwise stated)

SIZE	M5	M6	M8	M10	M12	M16
TORQUE Nm	5.5	9.5	17	28	45	91