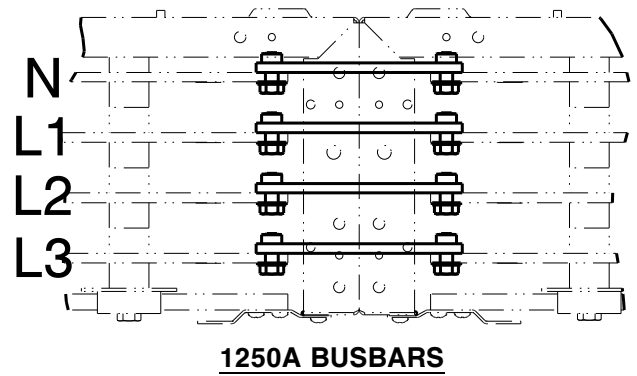
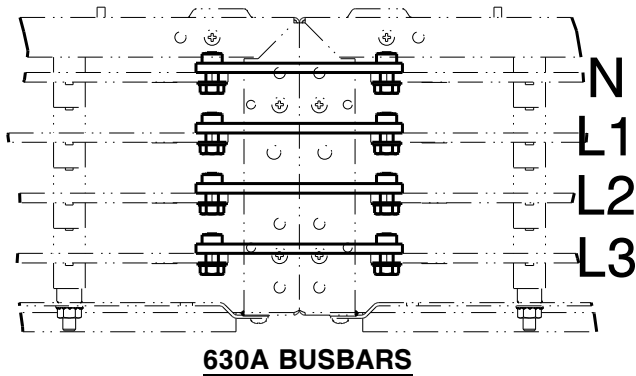
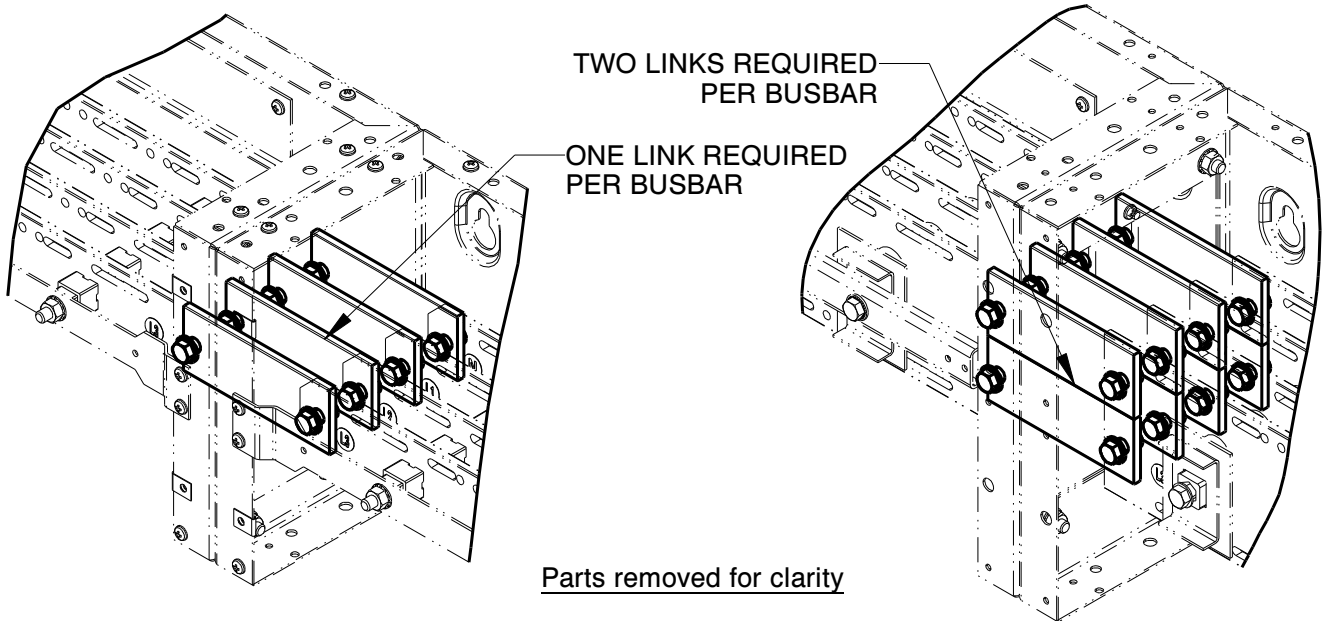


630A & 1250A BUSBAR LINKS
FITTING INSTRUCTIONS

SHEET 1 OF 1


Copper sizes

1 lamination of 50 x 6 per link

Notes:

Links are to join together two horizontal busbar enclosures.

Connections are inserted M8 for ease of assembly

Position the links on the back of the back of the busbars starting with the neutral busbar and secure with the M8 bolts and washers provided.

All required fasteners are supplied with the connection kit.

Before refitting shrouds and front covers check the tightness of all connections.

RECOMMENDED TORQUE FIGURES (unless otherwise stated)						
SIZE	M5	M6	M8	M10	M12	M16
TORQUE Nm	5.5	9.5	17	28	45	91

Installation and operation must be in accordance with published data, instructions and diagrams and any relevant national and local regulations