

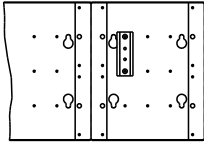
TYPICAL DIN RAIL MOUNTING ARRANGEMENTS

INCOMERS

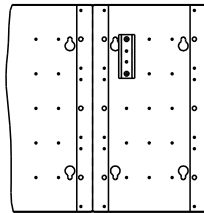
FORM 2 LOADBANK

FORM 4 LOADBANK

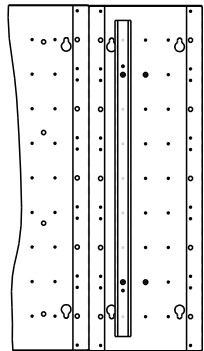
LECMD2



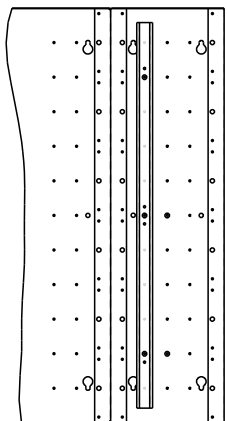
LECMD3



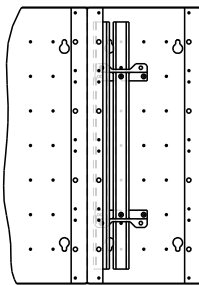
LECMD5



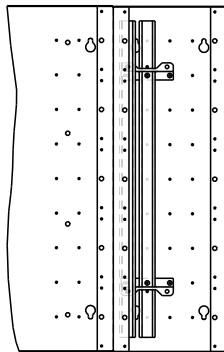
LECMD6



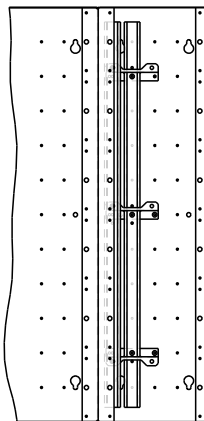
LECMD4



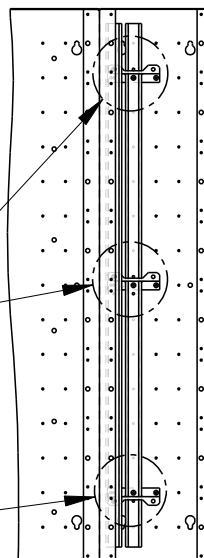
LECMD5



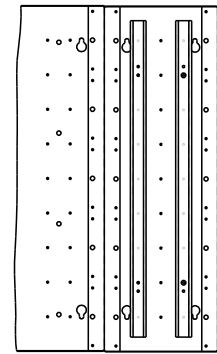
LECMD6



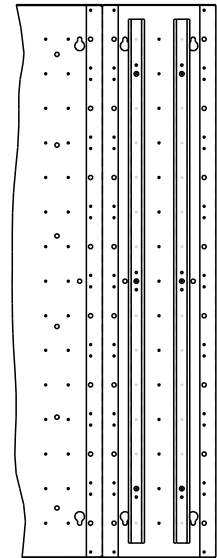
LECMD8



LECMD5



LECMD8

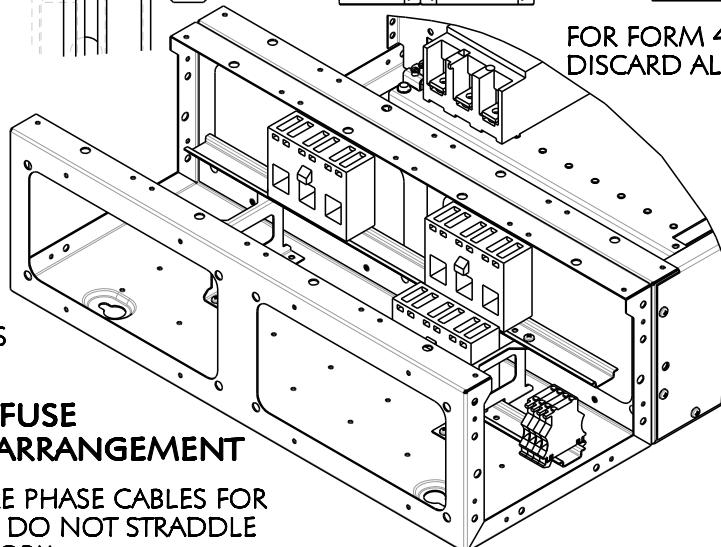


FOR FORM 4 LOADBANKS
DISCARD ALL BRACKETS

FOR 5 AND 6 MOD BOX
INCOMERS, DISCARD ONE
DIN RAIL AND ALL BRACKETS

**TYPICAL CT / FUSE
MOUNTING ARRANGEMENT**

NOTE! ENSURE PHASE CABLES FOR
EACH DEVICE DO NOT STRADDLE
ANY FRAMEWORK



SN98309C