

DORMAN
SMITH

LOADBANK 125

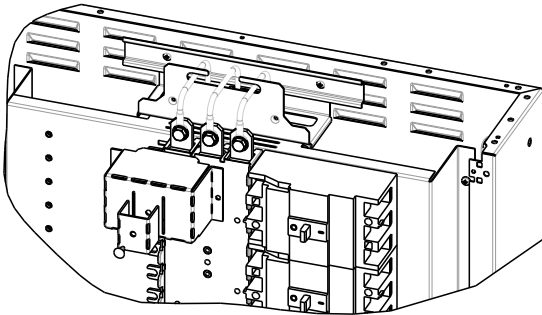
METERING ARRANGEMENT PBYA2MB

INSTALLATION INSTRUCTIONS

SHEET 1 OF 1

VOLTAGE TAP OFF ARRANGEMENT

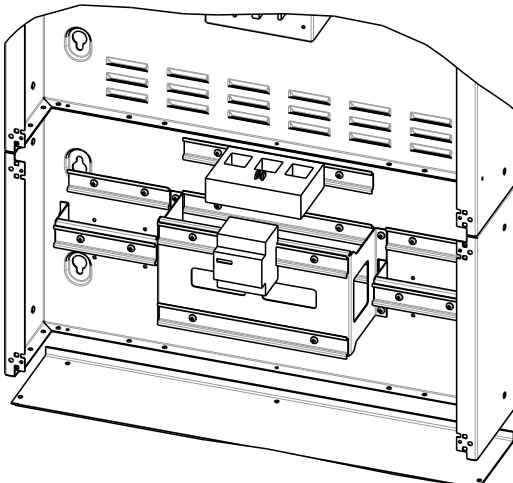
NOTE! ALL FRONT PLATES AND
DOORS REMOVED FOR CLARITY



BUSBAR END SHROUD AND BARRIER
TO BE FORMED ON SITE.
ENSURE SHAKEPROOF WASHER IS
FITTED BETWEEN SHROUD MOUNTING
BRACKET AND THE BOX.
MOUNTING AND SHROUD ARRANGEMENT
TO BE DISCARDED IF NOT REQUIRED.

NOTE!
CABLES / LUGS SHOWN BUT NOT
SUPPLIED WITH PBYA2MB
METER/CT HARNESSES:
VOLTAGE TAP OFF: PBWP
CT (1 PER METER): PBWCT
METER SUPPLY: PBWM6
INCOMER HARNESSES: PBWI

METER AND CT MOUNTING POSITIONS

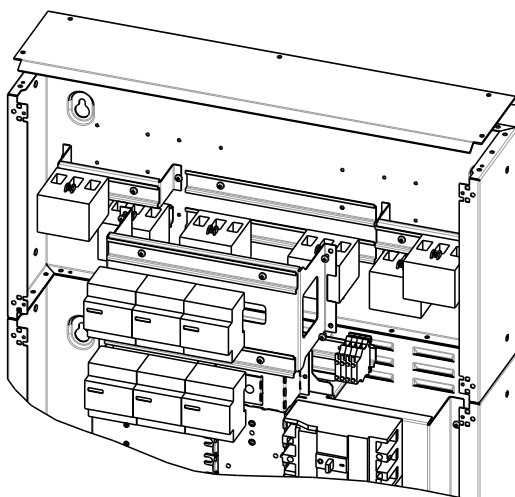


INCOMER METER AND CT

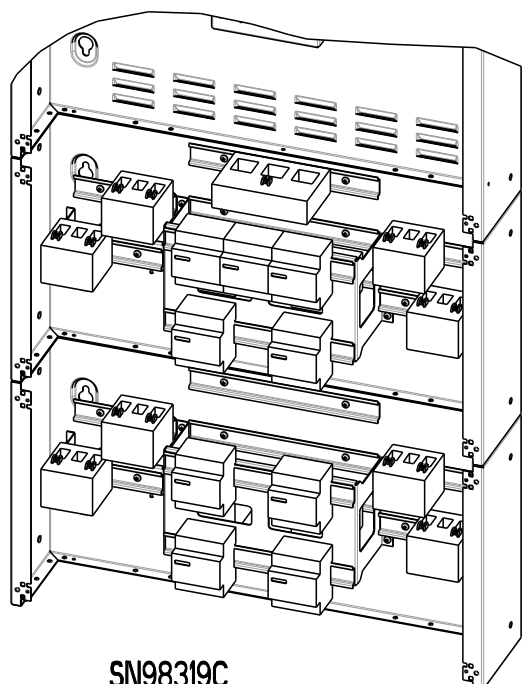
OUTGOER METERS AND CT'S

METERS MOUNTED ABOVE BOARD

METERS MOUNTED BELOW BOARD



(EXPLODED VIEW TO SHOW CT
MOUNTING ARRANGEMENT)



SN98319C

DRG

M216875

REV

1